




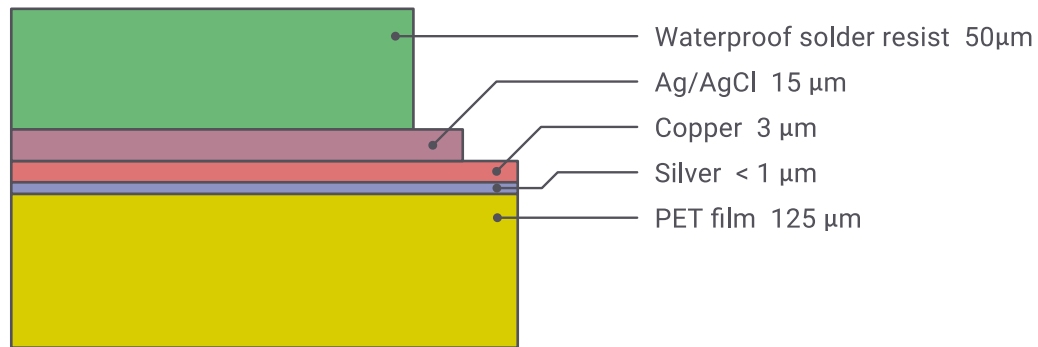
P-Flex™ PET Applications

Ag/AgCl bioelectrodes



Ag/AgCl biological electrode made with P-Flex™ boasts an overwhelmingly low resistance to electrodes due to its copper wiring and has an advantage in that parts mounting is possible. In addition, our inkjet technology has more advantages in the following;

- ✓ Can be manufactured at a reasonable price in a short period of time because the mold is only for Ag/AgCl paste applying.
- ✓ Can be produced in medium and small batches.
- ✓ You may choose between PET film or polyimide film substrates.
- ✓ Available for material ratio adjustment of Ag/AgCl paste and prototyping for iontophoresis.



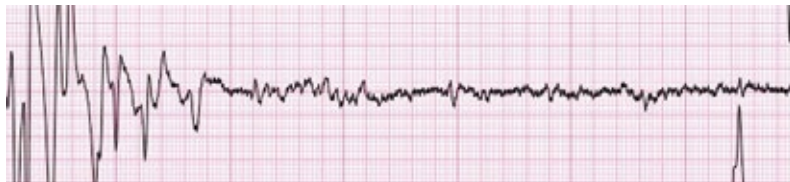
What is a biological electrode



Commercially available carbon electrode + conductive gel



Elephantech product Ag / AgCl electrode + conductive gel



In case put the alligator clips directly put on as electrode

The biological electrode detects the electric the bioelectric potential such as ECG (electrocardiogram), EEG (electroencephalogram) or EMG (electromyogram).

In addition, "Generally, nickel silver or silver electrodes are used for electrode derivation of ECG or EEG though, it is recommended for monitoring to use Ag/AgCl electrodes used stably over a long time, and having low polarizing potential between the skin and the electrodes."¹.

^{*1} Yoji Ishiyama, The Performance required for the sensor for biomedical signal measurements, The Japanese journal of medical instrumentation, Vol.80, No.1(2010), p.21.

Company Overview



Elephantech

Elephantech Inc. (Formerly AgIC Inc.*)

*Changed corporate name on September 4, 2017

Establishment	January 2014
Address	4-3-8 Hatchobori, Chuo-ku, Tokyo 104-0032, Japan
Capital	JPY 381,050,000
Representative	Shinya Shimizu, CEO
Business description	Development of printed electronics manufacturing technology and provision of related services
Website	https://www.elephantech.co.jp/en
Email	hello_en@elephantech.co.jp